



<u>Committee and Date</u>	<u>Item</u>
Council	
28 February 2019	
10.30 am	Public

COUNCIL TAX RESOLUTION 2019/20

Responsible Officer James Walton
[e-mail: james.walton@shropshire.gov.uk](mailto:james.walton@shropshire.gov.uk)

Tel: (01743) 258915

1. Summary

- 1.1 This report details the budget requirement for 2019/20 and sets the council tax precept to be levied.
- 1.2 The Council Tax increases approved by the various precepting authorities for the 2019/20 financial year are summarised below:

Precepting Authority	Increase Over 2018/19
Shropshire Council	3.99%
West Mercia Police & Crime Commissioner	9.94%
Shropshire & Wrekin Fire Authority	2.99%
Parish / Town Council (Average)	3.84%

2.

Recommendations

Members are asked to:

- 2.1 Approve a 3.99% Council Tax rise resulting in a basic amount of council tax for a Band D property of £1,388.23 in the billing authority's area, calculated in accordance with the provisions of the Local Government Finance Act 1992 (section 44) and the Local Government (Structural Changes) (Further Financial Provisions and Amendment) Regulations 2008.

- 2.2 In accordance with the provisions of Section 40 (2) of the 1992 Act, approve the amount of Council Tax calculated for each category of dwelling in the billing authority's area to be as follows:

Property Band	2019/20 Charge £
A	925.49
B	1,079.74
C	1,233.98
D	1,388.23
E	1,696.72
F	2,005.22
G	2,313.72
H	2,776.46

- 2.3 Approve that a total precept of £154,426,844 be levied.
- 2.4 Approve the formal council tax resolution as set out in Appendix 1 to determine the levels of Council Tax for Shropshire Council for 2019/20.

REPORT

3. Risk Assessment & Opportunities Appraisal

- 3.1 The 2019/20 budget drawn up within the parameters detailed in the Financial Strategy agreed by Cabinet on 13 February 2019 sets out the Council's approach to managing its finances over the period 2019/20 to 2023/24.

4. Financial Implications

- 4.1 The Council's Financial Strategy 2019/20 to 2023/24 identifies the financial implications of the overall strategic direction of the Authority.

5. Background

- 5.1. Council is expected to agree a net budget of £213.839m. This would result in an average Council Tax rise for its own purposes, for 2019/20, of 3.99%. In setting this increase, Shropshire Council has used the increase in the council tax referendum principle from 2% to 3% for 2019/20 and consequently set an increase of 2.99%. The Council has also applied the additional flexibility to increase its council tax above the core referendum principle to specifically fund adult social care duties. This flexibility allows Councils to raise the precept by 6% over the period 2017/18 to 2019/20. Shropshire Council increased the precept by 2% in 2017/18 and 3% in 2018/19 in relation to this and in 2019/20 proposes a 1% increase.

5.2 Local Precepting Authorities

The Parish Precepts for 2019/20 total £8,211,338. These are detailed, on a Band D equivalent basis at Appendix 2 which also details the change in Band D amounts between 2018/19 and 2019/20.

5.3 Major Precepting Authorities

The West Mercia Police & Crime Commissioner (WMP&CC) met on the 07 February 2019 to agree its precept requirement for 2019/20. The WMP&CC approved a net budget of £218.891m and will precept £24,101,141.91 from Shropshire. The Band D equivalent is £216.66, an increase of 9.94% from 2018/19.

The Shropshire & Wrekin Fire Authority (S&WFA) met on 13 February 2019 to agree its precept requirement for 2019/20. The recommendation to S&WFA is that they approve a net budget of £22.288m and a precept of £11,151,821 from Shropshire. This will equate to a Band D equivalent of £100.25, a 2.99% increase from 2018/19.

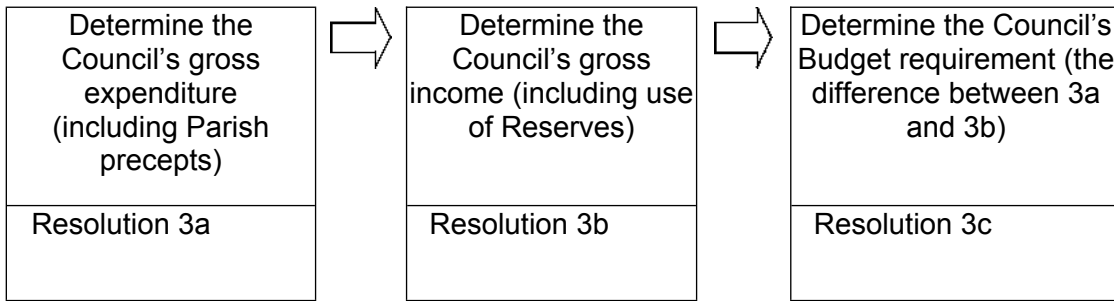
6. Special Items

- 6.1 Sections 34 and 35 of the Local Government Act 1992 require Parish precepts to be determined by the Council as special items. This is reflected in the Council Tax resolution (Appendix 1). The individual parish precepts on a Band D basis are detailed at Appendix 2.

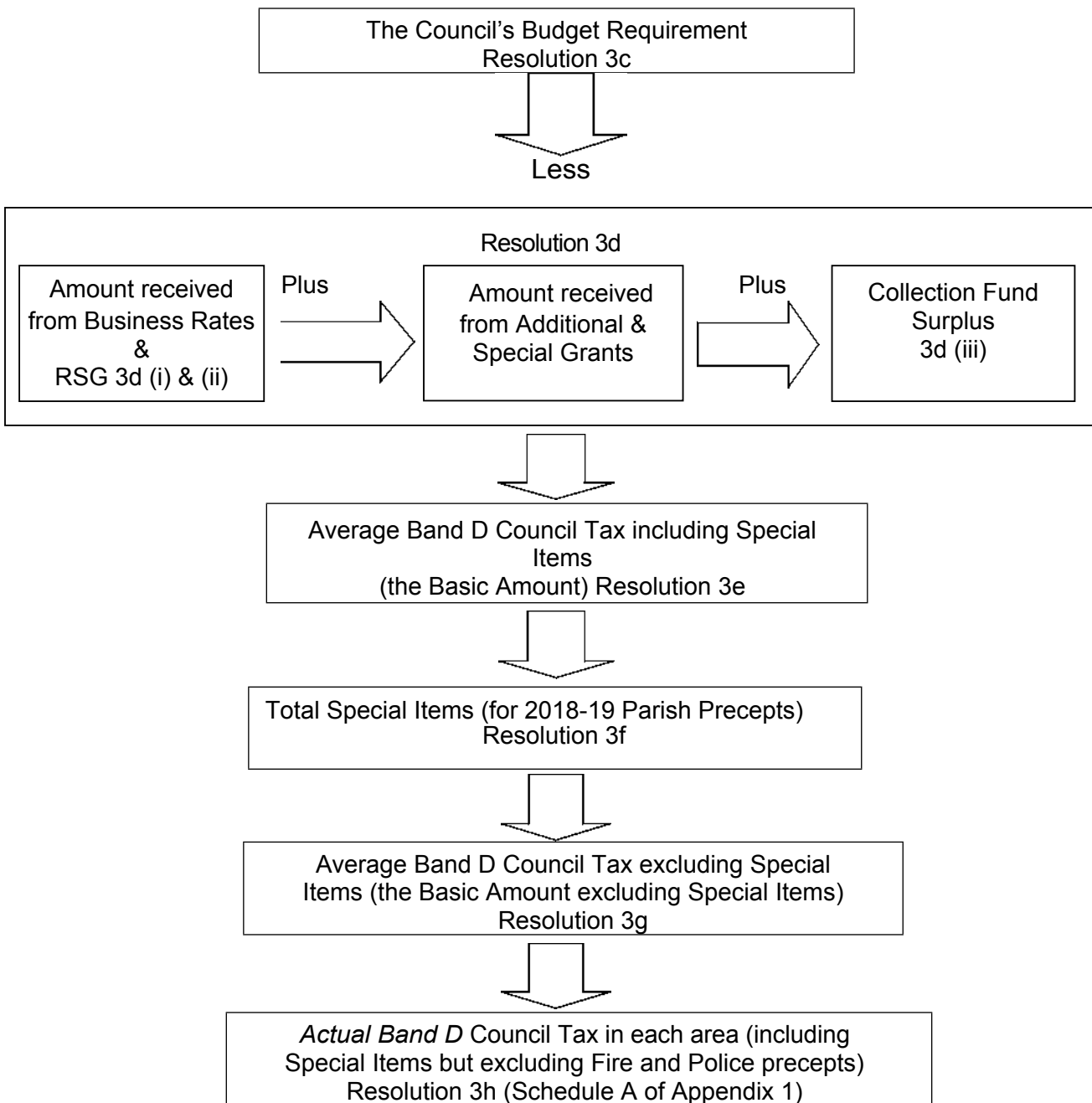
7. Setting the Council Tax

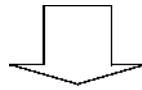
- 7.1 If the recommendations above are approved, the Band D Council Tax for Shropshire Council services will be set at £1,388.23. After taking account of the Parishes, the Police & Crime Commissioner, and the Fire Authority, the average increase in Shropshire's tax levels will vary depending on the relevant area's tax charge. The details behind these charges are set out at Appendix 1.
- 7.2 In order to set the Council Tax legally, the Council must agree a complex set of resolutions shown at Appendix 1. These resolutions build up from the Council's budget requirement including Parish precepts, through deducting Business Rates, Revenue Support Grant and collection fund surpluses (or adding a deficit) to arrive at a basic Council Tax including and excluding Parish precepts. To that is added the precepts for the Fire Authority and the Police & Crime Commissioner to arrive at a total Council Tax by Parish and by Council Tax Band.
- 7.3 Draft Resolution 1 reiterates the General Fund budget requirement and special items that are then covered more formally in Resolution 2. Resolution 3 confirms the Council has calculated the Council Tax base at a total area level and at a parish level. The remainder of the Council Tax setting process is shown below diagrammatically.

Stage 1: Determining The Council's Budget Requirement (Resolutions 3a, 3b, and 3c)



Stage 2: Determining the Amount to be raised from Council Taxes excluding Fire and Police (Resolutions 3c to 3j)

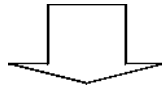




Actual Council Tax by Band in each area (including Special Items but excluding Fire and Police precepts)
Resolution 3i (Schedule B of Appendix 1)

Stage 3: Determining the Amount to be Raised from Council Taxes including Fire and Police (Resolutions 4 to 5)

Council Tax by Band for the Police & Crime Commissioner and Fire Authority
Resolutions 4



Council Tax by Band including Police & Crime Commissioner and Fire Authority i.e. total Council Tax by Parish and Band
Resolutions 5 (Schedule C to Appendix 1)

8. Legal

- 8.1 The Council is required to set its Council Tax level before 11 March. The legal requirements in relation to the setting of the Council Tax are noted against the relevant resolutions in **Appendix 1**.

List of Background Papers (This MUST be completed for all reports, but does not include items containing exempt or confidential information)

Financial Strategy - 2019/20 to 2023/24.

Cabinet Member (Portfolio Holder)

All

Local Member

All

Appendices

Appendix 1 Council Tax Resolution 2019/20

Appendix 1 Schedule A - Band D Council Tax for Combined Shropshire Council and Parish/Town Councils 2019/20

Appendix 1 Schedule B - Council Tax for Combined Shropshire Council and Parish/Town Councils 2019/20 by each valuation Band

Appendix 1 Schedule C - Council Tax for Combined Shropshire Council, Parish/Town Councils , Police and Fire 2019/20

Appendix 2 - Basic Amounts of Council Tax at Band D for Parish/Town Councils 2019/20

COUNCIL TAX RESOLUTION 2019/20

1. The format of the Council Tax setting resolution that the Council must approve, has been previously agreed between the Local Government Association and Communities and Local Government, and the determination follows that format.
2. That it be noted that at its meeting on 13th December 2018 the Council calculated the following amounts for the year 2019/20 in accordance with Regulation 3 of the Local Authorities (Calculation of Council Tax Base) Regulations 1992 made under Section 33(5) of the Local Government Finance Act 1992 (The Act):

(a) **111,240.10** being the number calculated by the Council, in accordance with Regulation 3 of the Local Authorities (Calculation of Council Tax Base) Regulations 2002 (The Regulations), as its Council Tax Base for the year.

(b)

Parish of:	Taxbase
Abdon & Heath	105.51
Acton Burnell, Frodesley, Pitchford, Ruckley & Langley	259.86
Acton Scott	40.30
Adderley	203.50
Alberbury with Cardeston	378.53
Albrighton	1,511.40
All Stretton, Smethcott & Woolstaston	171.64
Alveley & Romsley	851.24
Ashford Bowdler	37.04
Ashford Carbonel	183.29
Astley	195.89
Astley Abbots	243.62
Aston Bottrell, Burwarton & Cleobury North	113.56
Atcham	99.25
Badger	59.17
Barrow	262.41
Baschurch	1,097.63
Bayston Hill	1,794.57
Beckbury	152.62
Bedstone & Bucknell	313.27
Berrington	414.56
Bettws-Y-Crwyn	89.58
Bicton	409.44
Billingsley, Deuxhill, Glazeley & Middleton Scriven	163.90
Bishops Castle Town	646.56
Bitterley	350.39
Bomere Heath & District	814.92
Bonningale	141.31
Boraston	73.38
Bridgnorth Town	4,552.26
Bromfield	117.92
Broseley Town	1,530.35
Buildwas	105.17
Burford	428.21
Cardington	201.77

Parish of:	Taxbase
Caynham	522.52
Chelmarsh	230.20
Cheswardine	390.20
Chetton	156.69
Childs Ercall	299.00
Chirbury with Brompton	341.18
Church Preen, Hughley & Kenley	125.20
Church Pulverbatch	161.50
Church Stretton & Little Stretton Town	2,156.90
Claverley	855.71
Clee St. Margaret	69.94
Cleobury Mortimer	1,154.01
Clive	243.25
Clun Town with Chapel Lawn	507.03
Clunbury	246.08
Clungunford	151.52
Cockshutt-cum-Petton	302.13
Condover	864.66
Coreley	135.08
Cound	208.91
Craven Arms Town	796.50
Cressage, Harley & Sheinton	411.41
Culmington	169.91
Diddlebury	265.70
Ditton Priors	324.23
Donington & Boscobel	577.43
Eardington	238.67
Easthope, Shipton & Stanton Long	202.52
Eaton-Under-Heywood & Hope Bowdler	184.83
Edgton	48.22
Ellesmere Rural	922.35
Ellesmere Town	1,420.35
Farlow	182.98
Ford	297.66
Great Hanwood	392.15
Great Ness & Little Ness	476.60
Greete	49.87
Grinshill	112.34
Hadnall	348.60
Highley	1,062.28
Hinstock	486.05
Hodnet	569.31
Hope Bagot	28.96
Hopesay	234.47
Hopton Cangeford & Stoke St. Milborough	161.41
Hopton Castle	47.12
Hopton Wafers	281.38
Hordley	101.52
Ightfield & Calverhall	193.15
Kemberton	116.88
Kinlet	410.69
Kinnerley	489.73
Knockin	114.66

Parish of:	Taxbase
Leebotwood & Longnor	200.81
Leighton & Eaton Constantine	205.93
Llanfairwaterdine	100.16
Llanyblodwel	265.29
Llanymynech & Pant	668.74
Longden	524.28
Loppington	282.55
Ludford	242.81
Ludlow Town	3,500.87
Lydbury North	221.13
Lydham & More	127.32
Mainstone & Colebatch	87.30
Market Drayton Town	3,824.92
Melverley	52.20
Milson & Neen Sollars	117.97
Minsterley	583.98
Montford	251.76
Moreton Corbett & Lee Brockhurst	125.18
Moreton Say	201.84
Morville, Acton Round, Aston Eyre, Monkhopton & Upton Cressett	358.42
Much Wenlock Town	1,207.49
Munslow	174.99
Myddle & Broughton	610.69
Myndtown, Norbury, Ratlinghope & Wentnor	258.54
Nash	139.30
Neen Savage	153.17
Neenton	62.67
Newcastle	126.30
Norton-In-Hales	314.18
Onibury	130.90
Oswestry Rural	1,637.44
Oswestry Town	5,278.11
Pontesbury	1,205.28
Prees	1,083.93
Quatt Malvern	96.93
Richards Castle	141.19
Rushbury	264.95
Ruyton-XI-Towns	457.99
Ryton & Grindle	77.66
Selattyn & Gobowen	1,248.11
Shawbury	838.95
Sheriffhales	318.90
Shifnal Town	3,085.13
Shrewsbury Town	24,565.77
Sibdon Carwood	49.60
St. Martins	910.19
Stanton Lacy	164.34
Stanton-Upon-Hine Heath	235.55
Stockton	132.29
Stoke-Upon-Tern	474.13
Stottesdon & Sidbury	326.80
Stowe	48.06
Sutton Maddock	107.73
Sutton-Upon-Tern	406.45
Tasley	416.30
Tong	119.90

Parish of:	Taxbase
Uffington	104.89
Upton Magna	157.58
Welshampton & Lyneal	369.79
Wem Rural	672.26
Wem Town	1,986.33
West Felton	541.17
Westbury	523.96
Weston Rhyn	839.56
Weston-Under-Redcastle	120.51
Wheathill	74.37
Whitchurch Rural	591.72
Whitchurch Town	3,349.83
Whittington	845.86
Whitton	61.26
Whixall	339.81
Wistanstow	328.65
Withington	105.20
Woore	597.26
Worfield & Rudge	921.02
Worthen with Shelve	783.26
Wroxeter & Uppington	156.78
Shropshire Council	111,240.10

being the amounts calculated by the Council in accordance with Regulation 6 of The Regulations, as the numbers of its Council Tax taxbase for the year for dwellings in those parts of the Council to which one or more special items relate.

3. That the following amounts be now calculated by the Council for the year 2019/20 in accordance with Sections 32 to 36 of The Act:

	Description	Amount £	Notes
A	Gross Expenditure	576,700,683	Gross expenditure including Parish precepts in accordance with s32(2) (a) - (e) of the Act.
B	Gross Income	354,650,590	Gross income including the use of reserves in accordance with s32(3) (a) - (c) of the Act.
C	Budget Requirement	222,050,093	The budget requirement in accordance with s32(4) of the Act
D	i) Business Rates	49,925,364	From the LG Finance Settlement
	ii) Revenue Support Grant	6,119,050	From the LG Finance Settlement
	iii) Transfer to Collection Fund	3,367,497	Collection Fund surplus in accordance with s97 of the Local Government Finance Act 1988 and regulations made under s98 of the 1988 Act
	iv) Total of (D i-iv) inclusive	59,411,911	Business Rates, RSG, special grants and Collection Fund surplus.
E	Basic Amount of Council Tax	1,462.05	Item (c) - (d) divided by tax base (resolution 2(a) - this represents the weighted average Council Tax at Band D including Parish precepts but excluding Fire and Police in accordance with s33(1) of the Act.
F	Total of Special Items	8,211,338	This represents the total of Parish precepts in accordance with s34(1) of the Act.
G	Basic Amount of Council Tax for dwellings in parts of the area to which no special items relate	1,388.23	Item (c) - (d) - (f) divided by tax base (resolution 2(a)) in accordance with s34(2) of the Act.
H	Basic Amount of Council Tax for dwellings in parts of the area to which one or more special items relate	Sums shown in Schedule A Appendix 1	This represents the Band D Council Tax by Parish including Parish precepts but excluding Fire and Police in accordance with s34(3) of the Act.
I	Amount of Council Tax as in (h) for each Council Tax Band	Sums shown in Schedule B Appendix 1	This represents the Council Tax by Parish and by each valuation band including Parish precepts but excluding Fire and Police in accordance with s36(1) and s5(1) of the Act..

4. That it be noted that for the year 2019/20 the West Mercia Police & Crime Commissioner and the Shropshire & Wrekin Fire Authority have stated that the following amounts in precepts issued to the Council, in accordance with Section 40 of the Local Government Finance Act 1992, for each of the categories of dwelling shown below:

Precepting Authority	Valuation Bands - 2019/20							
	A £	B £	C £	D £	E £	F £	G £	H £
Shropshire & Wrekin Fire Authority	66.83	77.97	89.11	100.25	122.53	144.81	167.08	200.50
West Mercia Police & Crime Commissioner	144.44	168.51	192.59	216.66	264.81	312.95	361.10	433.32

5. That having calculated the aggregate in each case of the amounts at 3(i) and 4 above, the Council, in accordance with Section 30(2) of the Local Government Finance Act 1992, hereby sets the amounts listed in Schedule C Appendix 1 as the amounts of Council Tax for the year 2019/20 for each of the categories of dwellings in the Council's area.

		Schedule A	
Basic Amounts of Council Tax at Band D for Combined Shropshire Council and Parish/Town Councils 2019/20			
Parish / Town Council	£:p		
Abdon & Heath	1,388.23		
Acton Burnell, Frodesley, Pitchford, Ruckley & Langley	1,410.53		
Acton Scott	1,393.19		
Adderley	1,461.94		
Alberbury with Cardeston	1,412.01		
Albrighton	1,474.24		
All Stretton, Smethcott & Woolstaston	1,414.45		
Alveley & Romsley	1,449.52		
Ashford Bowdler	1,388.23		
Ashford Carbonel	1,431.23		
Astley	1,421.46		
Astley Abbotts	1,413.68		
Aston Botterell, Burwarton & Cleobury North	1,436.66		
Atcham	1,450.11		
Badger	1,452.45		
Barrow	1,418.97		
Baschurch	1,429.96		
Bayston Hill	1,473.28		
Beckbury	1,436.06		
Bedstone & Bucknell	1,456.86		
Berrington	1,415.69		
Bettws-Y-Crwyn	1,455.21		
Bicton	1,417.42		
Billingsley, Deuxhill, Glazeley & Middleton Scriven	1,424.84		
Bishops Castle Town	1,601.67		
Bitterley	1,408.66		
Bomere Heath & District	1,412.22		
Bonningale	1,404.51		
Boraston	1,392.32		
Bridgnorth Town	1,522.92		
Bromfield	1,419.90		
Broseley Town	1,545.63		
Buildwas	1,454.79		
Burford	1,430.27		
Cardington	1,415.49		
Caynham	1,425.45		
Chelmarsh	1,442.13		
Cheswardine	1,444.52		
Chetton	1,420.14		
Childs Ercall	1,430.80		
Chirbury with Brompton	1,423.48		
Church Preen, Hughley & Kenley	1,420.18		
Church Pulverbatch	1,408.58		
Church Stretton & Little Stretton Town	1,572.21		
Claverley	1,414.52		
Clee St. Margaret	1,388.23		
Cleobury Mortimer	1,487.88		
Clive	1,443.43		
Clun Town with Chapel Lawn	1,463.49		
Clunbury	1,404.48		
Clungunford	1,413.31		
Cockshutt-cum-Petton	1,451.92		
Condover	1,431.88		
Coreley	1,419.90		
Cound	1,415.78		
Craven Arms Town	1,458.37		
Cressage, Harley & Sheinton	1,448.57		
Culmington	1,409.01		
Diddlebury	1,409.13		
Ditton Priors	1,423.90		
Donington & Boscobel	1,442.41		
Eardington	1,430.13		
Easthope, Shipton & Stanton Long	1,393.17		
Eaton-Under-Heywood & Hope Bowdler	1,413.58		
Edgton	1,397.52		
Ellesmere Rural	1,427.82		
Ellesmere Town	1,537.70		
Farlow	1,415.56		
Ford	1,459.37		
Great Hanwood	1,460.78		
Great Ness & Little Ness	1,432.06		
Greete	1,388.23		
Grinshill	1,437.19		
Hadnall	1,421.64		
Highley	1,490.24		
Hinstock	1,435.40		
Hodnet	1,425.59		
Hope Bagot	1,405.50		
Hopesay	1,440.66		
Hopton Cangeford & Stoke St. Milborough	1,401.24		
Hopton Castle	1,403.09		
Hopton Wafers	1,415.60		

		Schedule A	
Basic Amounts of Council Tax at Band D for Combined Shropshire Council and Parish/Town Councils 2019/20			
Parish / Town Council	£:p		
Hordley	1,431.90		
Ightfield & Calverhall	1,449.05		
Kemerton	1,416.17		
Kinlet	1,410.76		
Kinnerley	1,435.30		
Knockin	1,483.08		
Leebotwood & Longnor	1,420.60		
Leighton & Eaton Constantine	1,414.91		
Llanfairwaterdine	1,416.19		
Llanyblodwel	1,426.79		
Llanymynech & Pant	1,426.62		
Longden	1,452.05		
Loppington	1,402.03		
Ludford	1,407.59		
Ludlow Town	1,547.34		
Lydbury North	1,439.55		
Lydham & More	1,388.23		
Mainstone & Colebatch	1,398.54		
Market Drayton Town	1,509.08		
Melverley	1,464.86		
Milson & Neen Sollars	1,452.07		
Minsterley	1,421.62		
Montford	1,412.06		
Moreton Corbett & Lee Brockhurst	1,401.81		
Moreton Say	1,448.67		
Morville, Acton Round, Aston Eyre, Monkhopton & Upton Cressett	1,404.97		
Much Wenlock Town	1,549.47		
Munslow	1,409.67		
Myddle & Broughton	1,433.83		
Myndtown, Norbury, Ratlinghope & Wentnor	1,406.06		
Nash	1,409.87		
Neen Savage	1,423.56		
Neenton	1,388.23		
Newcastle	1,440.49		
Norton-In-Hales	1,438.88		
Onibury	1,424.53		
Oswestry Rural	1,416.07		
Oswestry Town	1,464.77		
Pontesbury	1,454.60		
Prees	1,410.72		
Quatt Malvern	1,449.41		
Richards Castle	1,420.10		
Rushbury	1,413.90		
Ruyton-X-Towns	1,455.92		
Ryton & Grindle	1,434.84		
Selattyn & Gobowen	1,454.53		
Shawbury	1,449.32		
Sheriffhales	1,435.27		
Shifnal Town	1,533.43		
Shrewsbury Town	1,438.44		
Sibdon Carwood	1,388.23		
St. Martins	1,446.57		
Stanton Lacy	1,410.27		
Stanton-Upon-Hine Heath	1,434.89		
Stockton	1,429.81		
Stoke-Upon-Tern	1,426.19		
Stottesdon & Sidbury	1,475.89		
Stowe	1,402.80		
Sutton Maddock	1,408.91		
Sutton-Upon-Tern	1,402.99		
Tasley	1,406.34		
Tong	1,417.42		
Uffington	1,469.63		
Upton Magna	1,421.04		
Welshampton & Lyneal	1,446.37		
Wem Rural	1,427.30		
Wem Town	1,547.55		
West Felton	1,423.76		
Westbury	1,414.95		
Weston Rhyn	1,431.11		
Weston-Under-Redcastle	1,438.02		
Wheathill	1,440.67		
Whitchurch Rural	1,424.81		
Whitchurch Town	1,532.89		
Whittington	1,440.11		
Whitton	1,388.23		
Whixall	1,412.66		
Wistanstow	1,425.52		
Withington	1,445.26		
Woore	1,439.68		
Worfield & Rudge	1,413.20		
Worthen with Shelve	1,434.72		
Wroxeter & Uppington	1,416.04		

Basic Amounts of Council Tax at Band D for Parish / Town Councils 2019/20			
2018/19 Band D Council Tax	Parish / Town Council	2019/20 Band D Council Tax	Band D Change Increase/(Decrease)
£		£	%
-	Abdon & Heath	-	-
22.30	Acton Burnell, Frodesley, Pitchford, Ruckley & Langley	22.30	0.00
4.26	Acton Scott	4.96	16.43
69.14	Adderley	73.71	6.61
25.78	Alberbury with Cardeston	23.78	(7.76)
72.91	Albrighton	86.01	17.97
25.89	All Stretton, Smethcott & Woolstaston	26.22	1.27
61.29	Alveley & Romsley	61.29	0.00
-	Ashford Bowdler	-	-
43.00	Ashford Carbonel	43.00	0.00
33.23	Astley	33.23	0.00
20.94	Astley Abbotts	25.45	21.54
52.90	Aston Bottrell, Burwarton & Cleobury North	48.43	(8.45)
61.88	Atcham	61.88	0.00
60.09	Badger	64.22	6.87
26.93	Barrow	30.74	14.15
41.73	Baschurch	41.73	0.00
85.70	Bayston Hill	85.05	(0.76)
48.15	Beckbury	47.83	(0.66)
62.64	Bedstone & Bucknell	68.63	9.56
27.46	Berrington	27.46	0.00
67.02	Bettws-Y-Crwyn	66.98	(0.06)
27.74	Bicton	29.19	5.23
37.20	Billingsley, Deuxhill, Glazeley & Middleton Scriven	36.61	(1.59)
209.68	Bishops Castle Town	213.44	1.79
20.43	Bitterley	20.43	0.00
23.99	Bomere Heath & District	23.99	0.00
10.36	Bonningale	16.28	57.14
2.72	Boraston	4.09	50.37
130.78	Bridgnorth Town	134.69	2.99
17.09	Bromfield	31.67	85.31
143.42	Broseley Town	157.40	9.75
68.76	Buildwas	66.56	(3.20)
39.62	Burford	42.04	6.11
22.12	Cardington	27.26	23.24
37.22	Caynham	37.22	0.00
53.90	Chelmarsh	53.90	0.00
53.61	Cheswardine	56.29	5.00
48.50	Chetton	31.91	(34.21)
42.57	Childs Ercall	42.57	0.00
35.25	Chirbury with Brompton	35.25	0.00
34.59	Church Preen, Hughley & Kenley	31.95	(7.63)
18.76	Church Pulverbatch	20.35	8.48
176.87	Church Stretton & Little Stretton Town	183.98	4.02
25.32	Claverley	26.29	3.83
-	Clee St. Margaret	-	-
97.20	Cleobury Mortimer	99.65	2.52
54.25	Clive	55.20	1.75
76.61	Clun Town with Chapel Lawn	75.26	(1.76)
14.89	Clunbury	16.25	9.13
26.03	Clunjunford	25.08	(3.65)
63.69	Cockshut-cum-Petton	63.69	0.00
43.65	Condover	43.65	0.00
31.67	Coreley	31.67	0.00
27.23	Cound	27.55	1.18
70.14	Craven Arms Town	70.14	0.00
39.54	Cressage, Harley & Sheinton	60.34	52.60
20.78	Culmington	20.78	0.00
19.19	Diddlebury	20.90	8.91
35.67	Ditton Priors	35.67	0.00
54.65	Donington & Boscobel	54.18	(0.86)
52.85	Eardington	41.90	(20.72)
35.38	Easthope, Shipton & Stanton Long	4.94	(86.04)
24.83	Eaton-Under-Heywood & Hope Bowdler	25.35	2.09
9.35	Edgton	9.29	(0.64)
39.59	Ellesmere Rural	39.59	0.00
147.99	Ellesmere Town	149.47	1.00
16.91	Farlow	27.33	61.62
67.39	Ford	71.14	5.56
72.55	Great Hanwood	72.55	0.00
46.52	Great Ness & Little Ness	43.83	(5.78)
-	Greete	-	-
44.79	Grinshill	48.96	9.31
33.41	Hadnall	33.41	0.00
97.20	Highley	102.01	4.95
44.92	Hinstock	47.17	5.01
37.36	Hodnet	37.36	0.00
13.81	Hope Bagot	17.27	25.05
48.80	Hopesay	52.43	7.44
13.57	Hopton Cangeford & Stoke St. Milborough	13.01	(4.13)
-	Hopton Castle	14.86	-
26.70	Hopton Wafers	27.37	2.51

			Appendix 2	
2018/19 Band D Council Tax £	Parish / Town Council	2019/20 Band D Council Tax £	Band D Change Increase/(Decrease) %	
40.18	Hordley	43.67		8.69
53.05	Ightfield & Calverhall	60.82		14.65
26.86	Kemberton	27.94		4.02
21.96	Kinlet	22.53		2.60
47.05	Kinnerley	47.07		0.04
91.91	Knockin	94.85		3.20
32.57	Leebotwood & Longnor	32.37		(0.61)
25.71	Leighton & Eaton Constantine	26.68		3.77
28.37	Llanfairwaterdine	27.96		(1.45)
37.72	Llanyblodwel	38.56		2.23
38.39	Llanymynech & Pant	38.39		0.00
53.03	Longden	63.82		20.35
14.12	Loppington	13.80		(2.27)
15.79	Ludford	19.36		22.61
159.11	Ludlow Town	159.11		0.00
50.11	Lydbury North	51.32		2.41
-	Lydham & More	-		-
11.97	Mainstone & Colebatch	10.31		(13.87)
117.33	Market Drayton Town	120.85		3.00
23.10	Melverley	76.63		231.73
61.82	Milson & Neen Sollars	63.84		3.27
32.17	Minsterley	33.39		3.79
25.28	Montford	23.83		(5.74)
12.01	Moreton Corbett & Lee Brockhurst	13.58		13.07
57.18	Moreton Say	60.44		5.70
34.68	Morville, Acton Round, Aston Eyre, Monkhoppton & Upton Cressett	16.74		(51.73)
158.05	Much Wenlock Town	161.24		2.02
20.20	Munslow	21.44		6.14
45.70	Myddle & Broughton	45.60		(0.22)
17.83	Myndtown, Norbury, Ratlinghope & Wentnor	17.83		0.00
10.28	Nash	21.64		110.51
35.70	Neen Savage	35.33		(1.04)
-	Neenton	-		-
48.74	Newcastle	52.26		7.22
50.65	Norton-In-Hales	50.65		0.00
36.30	Onibury	36.30		0.00
27.26	Oswestry Rural	27.84		2.13
74.25	Oswestry Town	76.54		3.08
59.25	Pontesbury	66.37		12.02
22.49	Prees	22.49		0.00
64.26	Quatt Malvern	61.18		(4.79)
36.62	Richards Castle	31.87		(12.97)
21.00	Rushbury	25.67		22.24
56.38	Ruyton-XI-Towns	67.69		20.06
45.62	Ryton & Grindle	46.61		2.17
68.02	Selattyn & Gobowen	66.30		(2.53)
62.36	Shawbury	61.09		(2.04)
51.18	Sheriffhales	47.04		(8.09)
145.20	Shifnal Town	145.20		0.00
45.63	Shrewsbury Town	50.21		10.04
-	Sibdon Carwood	-		-
58.34	St. Martins	58.34		0.00
20.82	Stanton Lacy	22.04		5.86
46.66	Stanton-Upon-Hine Heath	46.66		0.00
33.75	Stockton	41.58		23.20
34.27	Stoke-Upon-Tern	37.96		10.77
88.68	Stottesdon & Sidbury	87.66		(1.15)
25.83	Stowe	14.57		(43.59)
19.20	Sutton Maddock	20.68		7.71
12.27	Sutton-Upon-Tern	14.76		20.29
17.76	Tasley	18.11		1.97
24.05	Tong	29.19		21.37
81.40	Uffington	81.40		0.00
32.81	Upton Magna	32.81		0.00
54.57	Welshampton & Lyneal	58.14		6.54
39.07	Wem Rural	39.07		0.00
154.68	Wem Town	159.32		3.00
35.53	West Felton	35.53		0.00
25.40	Westbury	26.72		5.20
36.73	Weston Rhyn	42.88		16.74
30.09	Weston-Under-Redcastle	49.79		65.47
27.03	Wheathill	52.44		94.01
35.51	Whitchurch Rural	36.58		3.01
144.55	Whitchurch Town	144.66		0.08
50.09	Whittington	51.88		3.57
-	Whitton	-		-
23.25	Whixall	24.43		5.08
37.29	Wistanstow	37.29		0.00
57.99	Withington	57.03		(1.66)
44.55	Woore	51.45		15.49
24.25	Worfield & Rudge	24.97		2.97
46.07	Worthen with Shelve	46.49		0.91
26.13	Wroxeter & Uppington	27.81		6.43
71.09	Parish / Town Council Average	73.82		3.84